



Diesel Product Line

208-600 Volt

JD350-02

60 Hz / 1800 RPM

350 kWe

Standby

Ratings

	208V	240V	480V	600V
Phase	3	3	3	3
PF	0.8	0.8	0.8	0.8
Hz	60	60	60	60
Generator Model	433CSL6216	433CSL6216	433CSL6216	433PSL6248
Connection	12 LEAD WYE	12 LEAD DELTA	12 LEAD WYE	4 LEAD WYE
Standby (Stationary Applications Only)				
kWe	350	350	350	350
AMPS	1216	1054	527	421
Temp Rise	130°C / 27°C	130°C / 27°C	130°C / 27°C	130°C / 27°C

Standard Equipment

Engine

- ▶ Radiator Cooled Unit Mounted (50°C)
- ▶ Blower Fan & Fan Drive
- ▶ Starter & Alternator
- ▶ Oil Pump & Filter
- ▶ Oil Drain Extension w/Valve
- ▶ Governor - Electronic Isochronous
- ▶ 24V Battery System & Cables
- ▶ Air Cleaner (Dry Single Stage)
- ▶ Flexible Fuel Connector
- ▶ EPA Certified - Tier 3

Listing Certifications

- ▶ UL 2200 Listed
- ▶ cUL Listed
- ▶ CSA Certified
- ▶ Seismic Certified to IBC 2012

Generator

- ▶ Brushless Single Bearing
- ▶ Automatic Voltage Regulator
- ▶ ± 1% Voltage Regulation
- ▶ 4 Pole, Rotating Field
- ▶ 130°C Standby Temperature Rise
- ▶ 100% of Rated Load - One Step
- ▶ 5% Maximum Harmonic Content
- ▶ NEMA MG 1, IEEE and ANSI Standards Compliance for Temperature Rise

Additional

- ▶ Microprocessor Based Digital Control
- ▶ Interface Connection Box
- ▶ Control Panel Mounted in NEMA 12 Enclosure
- ▶ Base - Structural Steel
- ▶ Main Line Circuit Breaker Mounted & Wired
- ▶ Critical Grade Silencer Mounted
- ▶ Battery Charger 24V 5 Amp
- ▶ Jacket Water Heater -20°F 4000W 240V w/Isolation Valves
- ▶ Vibration Isolation Mounts Pad Type
- ▶ Radiator Duct Flange (OPU Only)
- ▶ Single Source Supplier
- ▶ 2YR / 2000HR Standby Warranty
- ▶ Standard Colors - White / Tan / Gray

Diesel Product Line

350 kWe



POWERDAK
POWER PRODUCTS, LLC

Application Data

Engine

Manufacturer:	John Deere	Displacement - Cu. In. (lit):	824 (13.5)
Model:	6135HFG84	Bore - in. (cm) x Stroke - in. (cm):	5.19 (13.2) x 6.49 (16.5)
Type:	4-Cycle	Compression Ratio:	16.0:1
Aspiration:	Turbo Charged, CAC	Rated RPM:	1800
Cylinder Arrangement:	6 Cylinder Inline	Max HP Stby (kWm):	538 (401)

Exhaust System

Standby

Gas Temp. (Stack): °F (°C)	1,017 (547)
Gas Volume at Stack Temp: CFM (m³/min)	2,387 (67.6)
Maximum Allowable Exhaust Restriction: in. H ₂ O (kPa)	30.0 (7.50)

Cooling System

Ambient Capacity of Radiator: °F (°C)	122 (50.0)
Maximum Allowable Static Pressure on Rad. Exhaust: in. H ₂ O (kPa)	0.50 (0.12)
Water Pump Flow Rate: GPM (lit/min)	106 (400)
Heat Rejection to Coolant: BTUM (kW)	9,961 (175)
Heat Rejection to CAC: BTUM (kW)	4,269 (75.0)
Heat Radiated to Ambient: BTUM (kW)	3,984 (69.7)

Air Requirements

Aspirating: CFM (m³/min)	883 (25.0)
Air Flow Required for Rad. Cooled Unit: CFM (m³/min)	26,661 (754)
Air Flow Required for Heat Exchanger/Rem. Rad. CFM (m³/min)	Consult Factory For Remote Cooled Applications

Fuel Consumption

At 100% of Power Rating: gal/hr (lit/hr)	26.4 (99.9)
At 75% of Power Rating: gal/hr (lit/hr)	21.1 (79.9)
At 50% of Power Rating: gal/hr (lit/hr)	14.9 (56.4)

Fluids Capacity

Total Oil System: gal (lit)	15.9 (60.0)
Engine Jacket Water Capacity: gal (lit)	4.76 (18.0)
System Coolant Capacity: gal (lit)	23.0 (87.1)

Deration Factors

Rated Power is available up to 5,500 ft (1,676 m) at ambient temperatures to 122°F (50°C) standby.
Consult factory for site conditions above these parameters.

Diesel Product Line

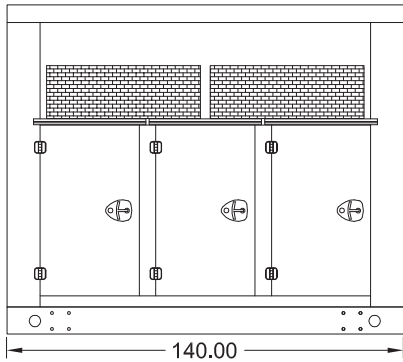
350 kWe



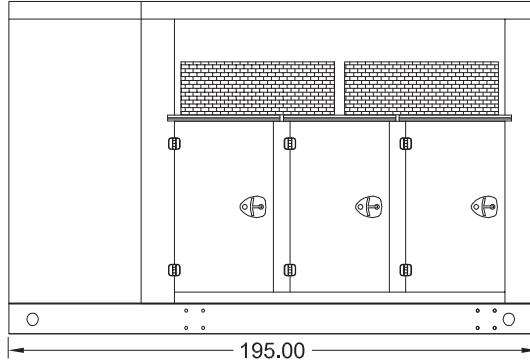
POWERDAK
POWER PRODUCTS, LLC

Enclosures (LEGACY)

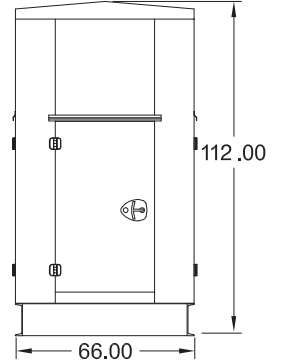
Level 1 & 2 | Side View (Weather Proof)



Level 3 | Side View (Sound Attenuated)



Level 1, 2 & 3 |



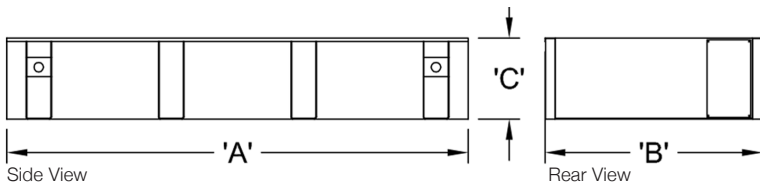
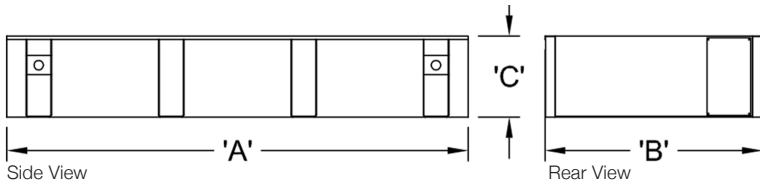
All enclosures are 150 MPH Wind Rated.

*Enclosure height does not include exhaust stack.

Level 2 & 3 enclosures include sound attenuation foam.

Level 3 enclosure includes frontal sound & exhaust hood.

Double Wall UL 142 Listed Fuel Tanks



OPU / Level 1 / Level 2			
	24 Hour 710 Gallon	48 Hour 1420 Gallon	72 Hour 2130 Gallon
A	140.00	178.00	255.00
B	66.00	66.00	66.00
C	24.00	36.00	36.00

Level 3			
	24 Hour 710 Gallon	48 Hour 1420 Gallon	72 Hour 2130 Gallon
A	195.00	195.00	255.00
B	66.00	66.00	66.00
C	16.00	32.00	36.00

All specification sheet dimensions are represented in inches.

All enclosures and fuel tanks are based on the standard standby unit configuration. Any deviation can change dimensions.

Materials and specifications subject to change without notice.

American Owned



American Made

Distributed By:

Blue Star Power Systems, Inc.

52146 Ember Road

Lake Crystal, Minnesota 56055

Phone + 1 507 726 2508

bluestarps.com

quote.bluestarps.com

sales@bluestarps.com